



State of Utah

JON M. HUNTSMAN, JR.
Governor

GARY HERBERT
Lieutenant Governor

Department of
Environmental Quality

Amanda Smith
Acting Executive Director

William J. Sinclair
Deputy Director

June 4, 2009

Lloyd C. Berentzen, Health Director
Bear River Health Department
655 East 1300 North
Logan, UT 84341


Dear Mr. Berentzen:

This letter is notification that the total funding allotment for Bear River Health Department for FY2010 is \$92,462. As we discussed with Joel Hoyt, Grant Koford, and Dr. Ed Redd during our May 12 visit, the change reflects:

- A decrease in General Fund base of \$4,536. Due to the economy, the Legislature decreased DEQ's General Fund budget by 22%. While I had made a commitment to hold Local Health harmless if the cuts were 15% or less, at the 22% level I had little choice but to pass on a portion of the decrease.
- Reduced UST funding from \$10,270.00 to \$10,200.00. The yearly amount increases or decreases based on proportionate changes in the number of tanks in each district, compared to the total number of tanks in the State.
- All other funding remains the same.

This is the third and final year of the work plan negotiated between you and DEQ. Funding and adjustments become effective July 1, 2009. Annual reports on current fiscal year work are due by August 31, 2009. A reminder e-mail will be sent. Please place a copy of this letter in your contract file for future reference.

Thank you for your continued partnership efforts.

Sincerely,



William J. Sinclair
Deputy Director

Attachment

cc: Grant Koford, Environmental Health Director

LOCAL HEALTH DEPARTMENT

FY 2010 CONTRACT REV LIST

Draft with FY10 General Fund Increase

ENV QUALITY PROGRAMS	REV. SOURCE	BEAR RIVER	CENTRAL UTAH	DAVIS CO	SALT LAKE	SOUTH EAST	SOUTH WEST	SUMMIT CO	TOOELE CO	TRI COUNTY	UTAH CO	WASATCH CO	WEBER MORGAN	TOTAL
General Fund % (of prior year ongoing)		9.07%	9.53%	7.29%	10.89%	9.46%	8.67%	6.60%	6.90%	8.67%	8.04%	7.11%	7.76%	100.00%
LHD ENV SERVICES	GF	61,828	64,948	49,650	74,215	64,467	59,095	44,983	47,031	59,095	54,814	48,482	52,872	681,480
General Fund Base Decre	GF	-4,536	-4,765	-3,643	-5,445	-4,730	-4,336	-3,300	-3,451	-4,336	-4,022	-3,557	-3,879	-50,000
USED OIL FUNDS	RESTR	10,160	10,160	10,160	10,160	10,160	10,160	10,160	10,160	10,160	10,160	10,160	10,160	121,920
LOCAL UST PROG	COLL	10,200	13,670	0	0	0	0	0	6,770	6,170	15,860	0	11,040	63,710
AQ LEAD GRANT	FED	1,500	1,500	1,500	1,500	1,500	1,500	1,500	1,500	1,500	1,500	1,500	1,500	18,000
AQ ASBESTOS	FED	1,500	1,500	1,500	1,500	1,500	1,500	1,500	1,500	1,500	1,500	1,500	1,500	18,000
D. W. FUNDS	FED	3,600	13,372	5,865	14,434	8,202	22,888	8,458	4,510	3,044	8,240	1,709	11,252	105,574
D. W. FUNDS	GF	7,710	9,600	2,980	9,880	7,480	11,640	4,300	3,440	0	6,290	2,600	5,730	71,650
RC RADON	FED	0	0	0	0	500	0	0	1,000	0	500	0	0	2,000
MERCURY COLLECTION	COLL	500	500	500	500	500	500	500	500	500	500	500	500	6,000
DIST ENGINEERS	GF	0	5,600	0	0	5,100	10,200	0	0	5,600	0	0	0	26,500
TOTAL		92,462	116,085	68,512	106,744	94,679	113,147	68,101	72,960	83,233	95,342	62,894	90,675	1,064,834

LOCAL HEALTH DEPARTMENT

FY 2010 CONTRACT REV LIST

Draft with FY10 General Fund Increase

ENV QUALITY PROGRAMS	REV. SOURCE	BEAR RIVER	CENTRAL UTAH	DAVIS CO	SALT LAKE	SOUTH EAST	SOUTH WEST	SUMMIT CO	TOOELE CO	TRI COUNTY	UTAH CO	WASATCH CO	WEBER MORGAN	TOTAL
General Fund % (of prior year ongoing)		9.07%	9.53%	7.29%	10.89%	9.46%	8.67%	6.60%	6.90%	8.67%	8.04%	7.11%	7.76%	100.00%
LHD ENV SERVICES	GF	61,828	64,948	49,650	74,215	64,467	59,095	44,983	47,031	59,095	54,814	48,482	52,872	681,480
General Fund Base Decre	GF	-4,536	-4,765	-3,643	-5,445	-4,730	-4,336	-3,300	-3,451	-4,336	-4,022	-3,557	-3,879	-50,000
USED OIL FUNDS	RESTR	10,160	10,160	10,160	10,160	10,160	10,160	10,160	10,160	10,160	10,160	10,160	10,160	121,920
LOCAL UST PROG	COLL	10,200	13,670	0	0	0	0	0	6,770	6,170	15,860	0	11,040	63,710
AQ LEAD GRANT	FED	1,500	1,500	1,500	1,500	1,500	1,500	1,500	1,500	1,500	1,500	1,500	1,500	18,000
AQ ASBESTOS	FED	1,500	1,500	1,500	1,500	1,500	1,500	1,500	1,500	1,500	1,500	1,500	1,500	18,000
D. W. FUNDS	FED	3,600	13,372	5,865	14,434	8,202	22,888	8,458	4,510	3,044	8,240	1,709	11,252	105,574
D. W. FUNDS	GF	7,710	9,600	2,980	9,880	7,480	11,640	4,300	3,440	0	6,290	2,600	5,730	71,650
RC RADON	FED	0	0	0	0	500	0	0	1,000	0	500	0	0	2,000
MERCURY COLLECTION	COLL	500	500	500	500	500	500	500	500	500	500	500	500	6,000
DIST ENGINEERS	GF	0	5,600	0	0	5,100	10,200	0	0	5,600	0	0	0	26,500
TOTAL		92,462	116,085	68,512	106,744	94,679	113,147	68,101	72,960	83,233	95,342	62,894	90,675	1,064,834

SIGNATURES FOR FINAL APPROVAL DIVISION DIRECTOR

SSG

EDO: William J. Se Bob B

AQ: Raymond Bob B RF

DW: Leann Raymond

RC: Tommy Raymond

DERF: Tommy Raymond

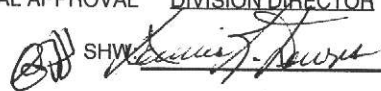

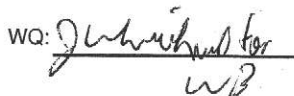
LOCAL HEALTH DEPARTMENT

FY 2010 CONTRACT REV LIST

Draft with FY10 General Fund Increase

ENV QUALITY PROGRAMS	REV. SOURCE	BEAR RIVER	CENTRAL UTAH	DAVIS CO	SALT LAKE	SOUTH EAST	SOUTH WEST	SUMMIT CO	TOOELE CO	TRI COUNTY	UTAH CO	WASATCH CO	WEBER MORGAN	TOTAL
General Fund % (of prior year ongoing)		9.07%	9.53%	7.29%	10.89%	9.46%	8.67%	6.60%	6.90%	8.67%	8.04%	7.11%	7.76%	100.00%
LHD ENV SERVICES	GF	61,828	64,948	49,650	74,215	64,467	59,095	44,983	47,031	59,095	54,814	48,482	52,872	681,480
General Fund Base Decre	GF	-4,536	-4,765	-3,643	-5,445	-4,730	-4,336	-3,300	-3,451	-4,336	-4,022	-3,557	-3,879	-50,000
USED OIL FUNDS	RESTR	10,160	10,160	10,160	10,160	10,160	10,160	10,160	10,160	10,160	10,160	10,160	10,160	121,920
LOCAL UST PROG	COLL	10,200	13,670	0	0	0	0	0	6,770	6,170	15,860	0	11,040	63,710
AQ LEAD GRANT	FED	1,500	1,500	1,500	1,500	1,500	1,500	1,500	1,500	1,500	1,500	1,500	1,500	18,000
AQ ASBESTOS	FED	1,500	1,500	1,500	1,500	1,500	1,500	1,500	1,500	1,500	1,500	1,500	1,500	18,000
D. W. FUNDS	GF	3,600	13,372	5,865	14,434	8,202	22,888	8,458	4,510	3,044	8,240	1,709	11,252	105,574
D. W. FUNDS	FED	7,710	9,600	2,980	9,880	7,480	11,640	4,300	3,440	0	6,290	2,600	5,730	71,650
RC RADON	FED	0	0	0	0	500	0	0	1,000	0	500	0	0	2,000
MERCURY COLLECTION	COLL	500	500	500	500	500	500	500	500	500	500	500	500	6,000
DIST ENGINEERS	GF	0	5,600	0	0	5,100	10,200	0	0	5,600	0	0	0	26,500
TOTAL		92,462	116,085	68,512	106,744	94,679	113,147	68,101	72,960	83,233	95,342	62,894	90,675	1,064,834

SIGNATURES FOR FINAL APPROVAL DIVISION DIRECTOR SSC

SHW:  | 
 WQ:  | 