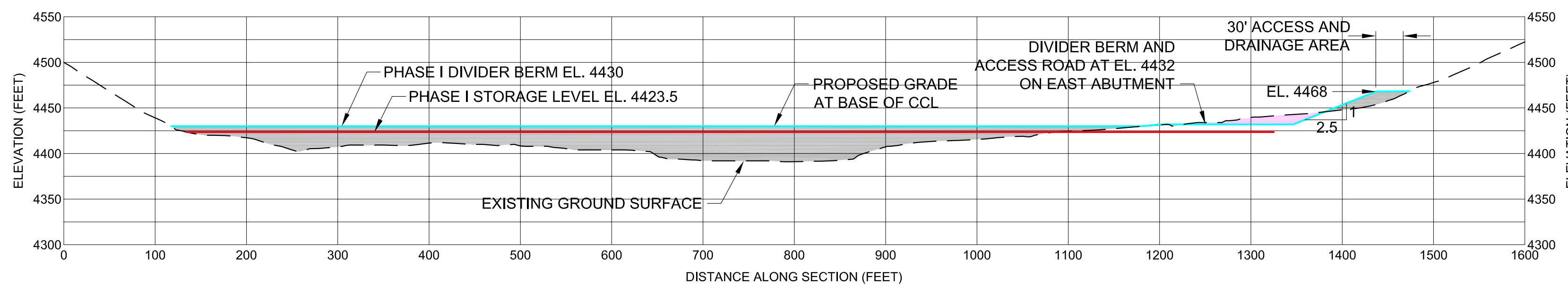
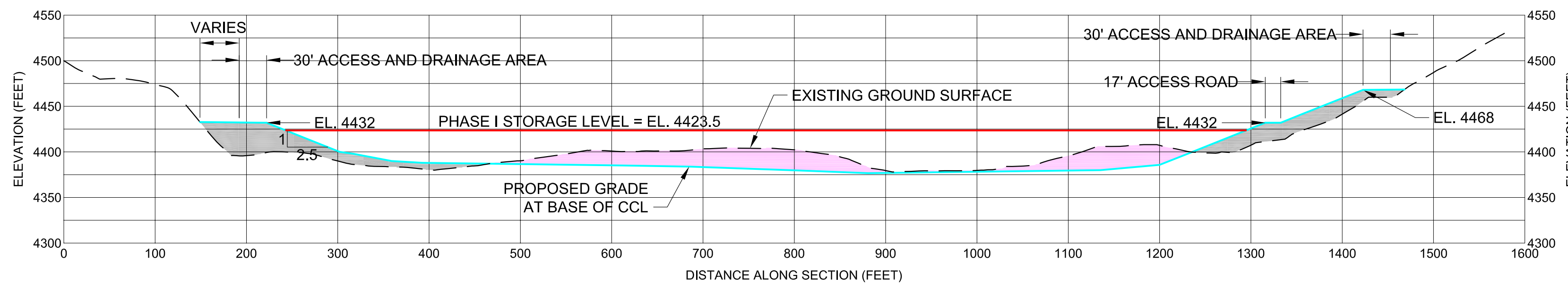



A CROSS SECTION
P1.3 LOOKING EAST



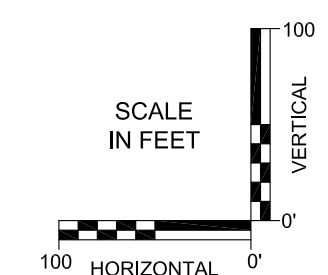
B CROSS SECTION
P1.3 LOOKING NORTH



C CROSS SECTION
P1.3 LOOKING NORTH



D CROSS SECTION
P1.3 LOOKING NORTH



LEGEND

- AREAS OF CUT
- AREAS OF FILL
- CCL COMPACTED CLAY LINER

DRAFT

E:\BIBS2\meson\DWG\P1-A.dwg, SAVE:05/27/08, PRINTED:05/27/08 BY:TIMBOEHLER

NO.	REVISIONS	BY	DATE
A	ISSUED FOR LICENSE AMENDMENT REQUEST	MSA	5/16/08
-	-	-	-
-	-	-	-
-	-	-	-
-	-	-	-
-	-	-	-
-	-	-	-

ENGINEER'S SEAL

ISSUED FOR

ISSUED BY

SCALE: AS SHOWN
 DESIGNED BY: MSA
 DRAWN BY: TGB
 CHECKED BY: MSA
 APPROVED BY: MMD
 FILE NAME: DWG-P1-A

SHOOTARING CANYON URANIUM MILL
 TAILINGS STORAGE FACILITY

**SOUTH CELL SECTIONS
 PHASE I**

PROJECT NO.: 181692 DATE: APRIL 2008

A
 REVISION
 DRAWING NO.
P1.4