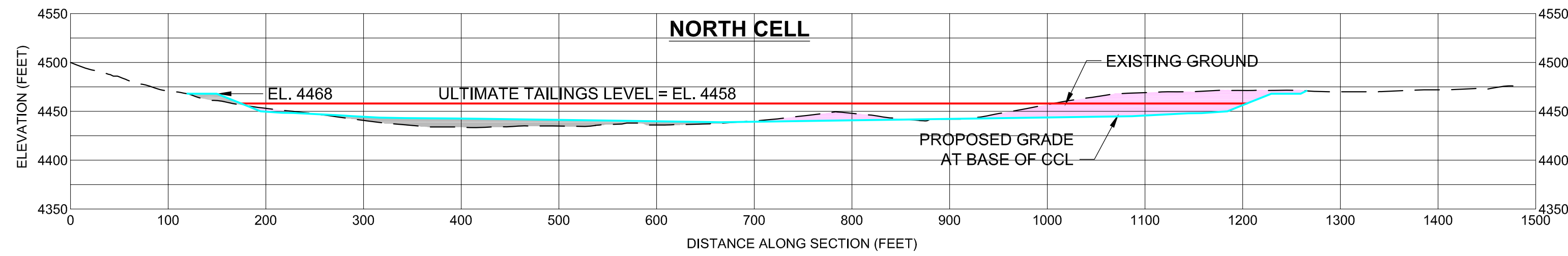
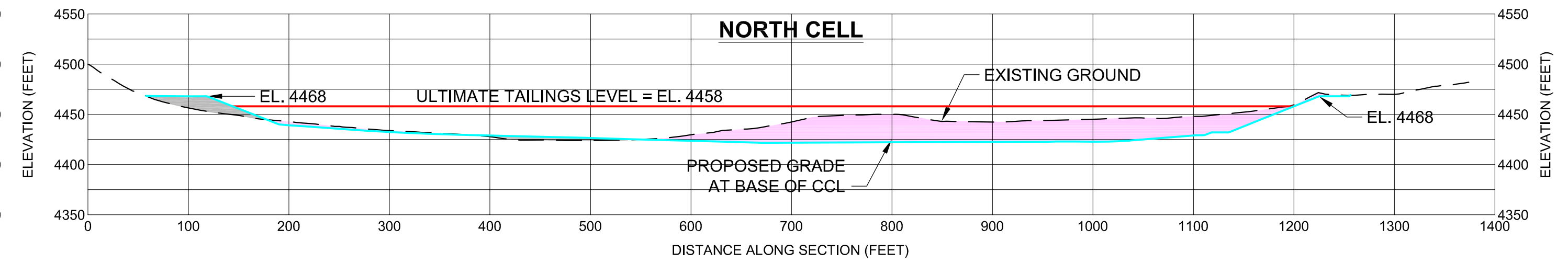


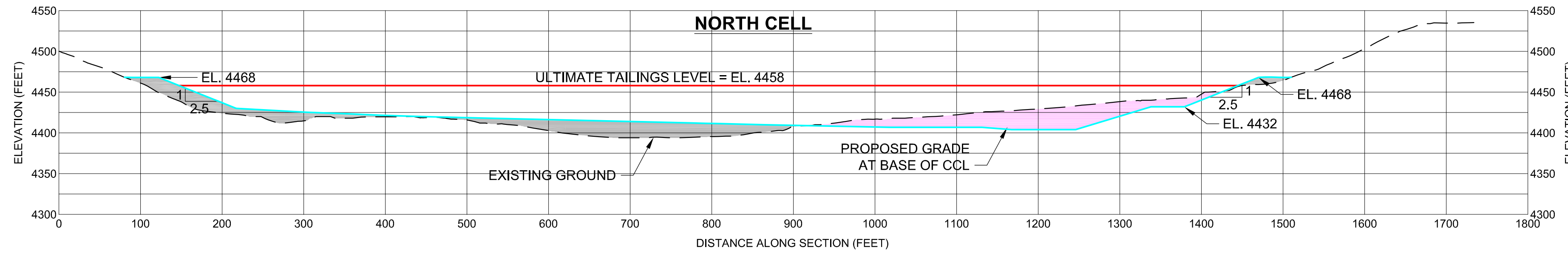
A CROSS SECTION
P2.1 LOOKING EAST



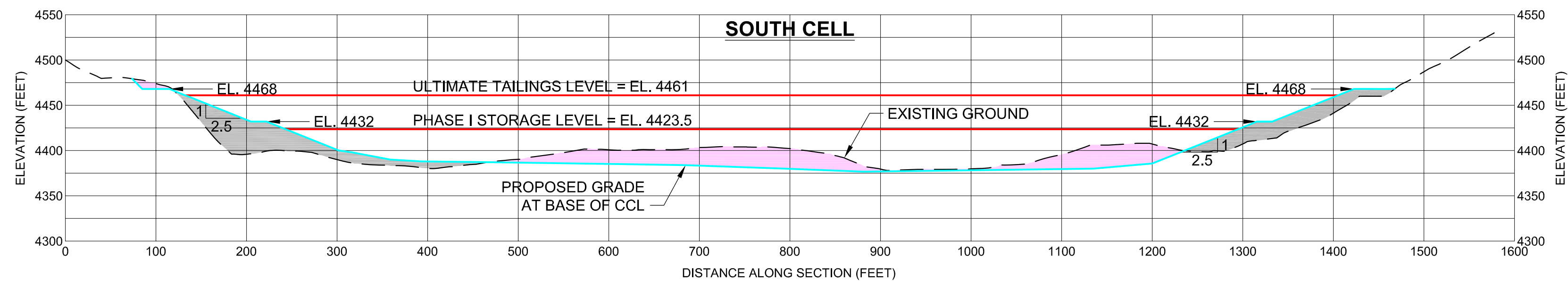
B CROSS SECTION
P2.1 LOOKING NORTH



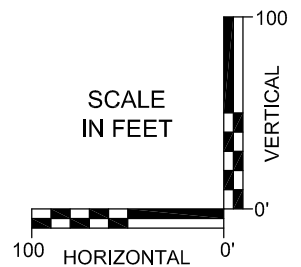
C CROSS SECTION
P2.1 LOOKING NORTH



D CROSS SECTION
P2.1 LOOKING NORTH



E CROSS SECTION
P2.1 LOOKING NORTH



LEGEND
 [Pink Area] AREAS OF CUT
 [Grey Area] AREAS OF FILL
 [Dashed Line] CCL COMPACTED CLAY LINER

DRAFT

E:\BIBS2\Design\DWG\PE-A.mxd SAVES\05/27/08 PRINTED/27/08 BY:WFG/TCACAB3

NO.	REVISIONS	BY	DATE
A	ISSUED FOR LICENSE AMENDMENT REQUEST	MSA	5/16/08
-	-	-	-
-	-	-	-
-	-	-	-
-	-	-	-
-	-	-	-
-	-	-	-

ENGINEER'S SEAL

ISSUED FOR



ISSUED BY



SCALE: AS SHOWN
 DESIGNED BY: MSA
 DRAWN BY: TGB
 CHECKED BY: MSA
 APPROVED BY: MMD
 FILE NAME: DWG-P2-A

SHOOTARING CANYON URANIUM MILL
 TAILINGS STORAGE FACILITY

CELL SECTIONS
 PHASE II

PROJECT NO.: 181692 DATE: MAY 2008

A
 REVISION
 DRAWING NO.
P2.2